



Product sheet

Dinesen Douglas 35 mm

With our Douglas planks, you get a distinct and unique look of the highest quality.


A Douglas plank floor creates a highly elegant and harmonious expression due to the extraordinary dimensions. An extravagant solution with clear references to the majestic Douglas tree.

Dinesen Douglas

The quality of Dinesen Douglas is three-fold: the wood, the handcraftsmanship and the Dinesen know-how. For more than 120 years, Dinesen has been driven by the passion to recreate the natural calm of the forest in the meeting between people and nature. Dinesen Douglas is the result of craftsmanship and high-quality wood – bringing nature closer. The high-quality raw wood is sourced from European forests where forestry has been

based on sustainable principles for centuries.

Every single plank is checked repeatedly throughout the Dinesen production process in the effort to deliver uncompromising quality. The planks pass through at least ten pairs of hands on their long journey through the production facilities.



Douglas Classic

- Subtle structure with a classic expression
- Harmonious and calm
- Few knots



Douglas Natural

- Dynamic structure with a natural expression
- Authentic and warm
- More knots

Finishing and colours

Dinesen Douglas planks are delivered unfinished. This allows you to choose the finish that is right for your project and your expectations for the floor.

Choose between lye, soap and the different nuances of oil and create your personal statement through the colour and the texture of the floor.

Dinesen Lye and Soap




White soap Natural soap

Dinesen Oli



Light White Natural Invisible

Coloured Oil

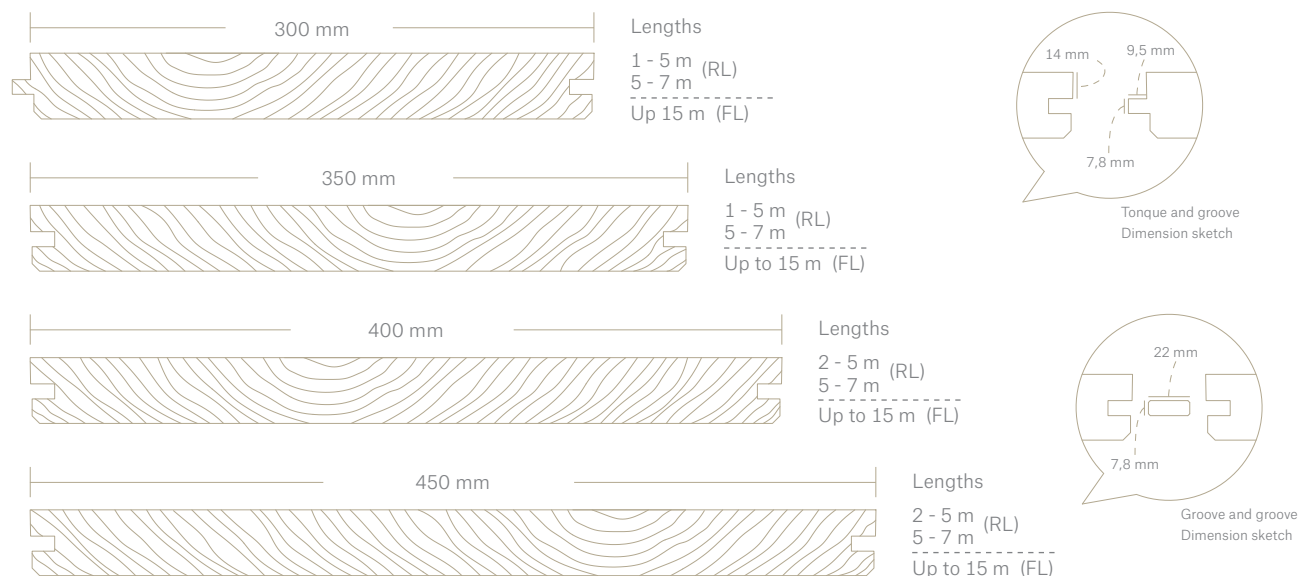


Ash Clay Graphit Sand Umbra

- ❗ Please note that colour differences between the floor planks, including display exhibits and samples, must be expected due to the natural characteristics of the wood. This also applies to the amount of knots and natural characteristics.

Product description

Dinesen Douglas planks create a highly elegant and harmonious expression due to the extraordinary dimensions. An extravagant solution with clear references to the majestic douglas tree.



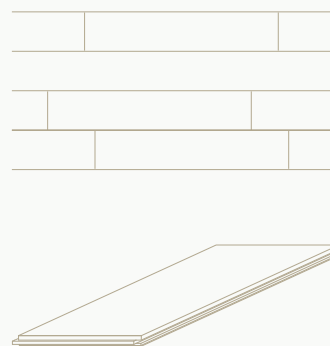
Within the given intervals, the planks are combined on demand. You can choose between the following fixed lengths:
1,0 - 1,4 - 1,8 - 2,2 - 2,6 - 3,0 - 3,4 - 3,8 - 4,2 - 4,6 - 5,0 - 5,4 - 5,8 - 6,2 - 6,6 - 7,0 - 7,5 - 8,0 - 8,5 - 9,0 - 9,5 - 10,0 - 10,5 - 11,0 - 11,5 - 12,0 - 12,5 - 13,0 - 13,5 - 14,0 - 14,5 - 15,0 m

Random lengths (RL)

Dinesen Douglas in random lengths, 35 mm, comes in widths from 300 to 450 mm and in lengths up to 7 m.

For planks in random lengths, you can expect an average length in the middle of the interval with some short and long planks as well. This makes for a fluid transition from one room to the next and a coherent expression that is perfect for many projects. Each plank is made as long as possible to ensure an optimal use of the raw wood.

The planks are delivered with sharp edges (no bevelling). Planks in random lengths have tongue and groove on all four sides.



Full lengths (FL)

Dinesen Douglas in full lengths, 35 mm, comes in widths from 300 to 450 mm and in lengths of up to 15 m, cf. the product overview at the top of the page.

Full-length planks are an elegant solution. The clean lines make for a calm expression and can be used to highlight the architecture of a room. Full lengths are a good choice if you want a simple and clean expression. It takes large amounts of raw wood to produce full-length planks, so delivery time may be long.

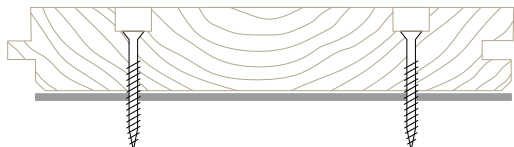
The planks are delivered with sharp edges (no bevelling). Full-length planks come with tongue and groove on the long sides of the planks.



At Dinesen we view the installation as one of the most important parameters for a successful outcome. Wood is a hygroscopic material that absorbs and emits humidity from the environment, meaning that it will always adapt to an equilibrium level of humidity, determined by the temperature and relative humidity of the air. This makes correct installation essential. There are three different

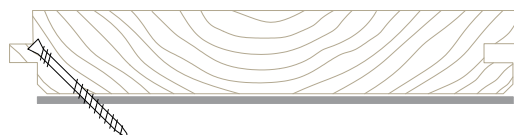
installation methods: "screwed from above", "hidden screws" and "full-surface gluing". No installation is inherently optimal in every situation, and the right choice will vary from one project to another. However, a "screwed from above" installation is structurally stronger than an installation using "hidden screws".

Screwed from above



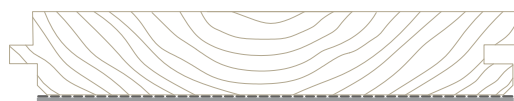
Dinesen Douglas planks, 35 mm, can be installed using screwing and plugging. Use a 15-mm Dinesen plug drill to make a 10-mm-deep hole positioned 4–5 cm in from every edge. Next, glue in a plug, which is subsequently sanded to be level with the surface. Always carefully follow our technical installation instructions.

Hidden screws



Dinesen Douglas planks, 35 mm, can be installed using hidden screws, provided they have a maximum width of 300 mm. Screw into the top side of the tongue at an angle of 45°. Always carefully follow our technical installation instructions.

Full-surface gluing



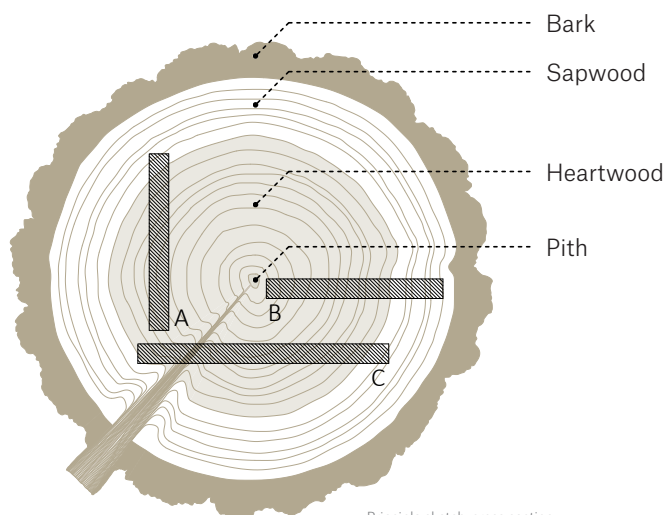
Dinesen Douglas planks, 35 mm, can be installed using full-surface gluing. Use a notched trowel to apply the right amount of glue on a prepared surface. Always carefully follow our technical installation instructions.



Find our instructions at
dinesen.com/technical

Dinesen planks are categorized into three different cuts: plain-sawn, quarter-sawn or a combination of the two. This variation helps give a Dinesen Douglas its unique character.

- A. Flat sawing often yields planks with considerable and irregular distances between spring wood and autumn wood or between coarse and fine pores.
- B. In quarter-sawn planks, annual rings appear as straight lines or lines corresponding to the incremental growth, because the cut runs straight across the annual rings.
- C. The third option lies in between the two mentioned above. It yields planks with variation in the grain.



Principle sketch, cross section of the Douglas tree trunk



Please also see our sorting description, which can be found at dinesen.com/technical

Product data og tolerances

Description	The planks are made of European Douglas (mainly felled in Schwarzwald)
Random lengths	1 - 5 m in random lengths 2 - 5 m in random lengths 5 - 7 m in random lengths
Full lengths	Up to 15 m (300 - 450 mm) (See list of cuts, page 3)
Width	300, 350, 400 and 450 mm. Tolerance: +/- 0,5 mm
Thickness	35 mm. Tolerance: +/- 0,5 mm
Right-angled	90 degrees +/- 0,1° degree
Wood moisture content	8% +/- 1%
Tonque	7,8 mm
Finish front	Sanded, grit 100 (treated according to Dinesen instruction "After installation")
Finish back	Planed (may occur areas where full thickness is not achieved)
Surface treatment	Unfinished. To be sanded and finished on site
Slip resistance	R10 (as defined in DIN 51130) when planks are sanded and finished with Dinesen 2K oil in accordance with current guidelines.

Technical properties

Hardness (Brinell)	3,29
Reaction to fire	Dfl-s1
Thermal conductivity (λ)	0,13
Thermal resistance (R)	0,27
Formaldehyde content	E1
Content of Pentachlorophenol	PCP < 5 ppm
Density (kg/m³)	470



Please also see the Declaration of Performance (DOP), which can be found at dinesen.com/technical

Packaging and weight

The planks are wrapped in airtight plastic packaging.
On-site assistance with regard to unloading is required.

Plank weight approximately: 20 kg / m²

General

About the planks

The planks are supplied unfinished and have a moisture content of 8% +/- 1%. Dinesen floor planks are CE-labelled in accordance with EN 14342.

Delivery times

Delivery times vary and may in some cases be considerable. For more information on delivery time, please contact Dinesen on +45 7455 2140.

Storage

If the floor planks are stored for a short period of time, they must be kept inside in a sealed, dry and warm room. Place the floor planks on joists and wrap them tightly in plastic - also underneath.

Installation

Always consult our [instructions](#) or contact our technical department at technical@dinesen.com or +45 2095 4523..

Underfloor heating

Suitable for underfloor heating.

Maintenance

We recommend Dinesen products for [finishing and maintenance](#). To preserve the beauty of your Dinesen floor, you need to use Dinesen's maintenance products. We cannot assure the durability and condition of the surface if other products are used.

Webshop

Recommended care products can be purchased at our webshop dinesen.com/en/shop

Prices

For updated prices, please refer to dinesen.com

We do not accept any liability for printing errors